



Earnings Flash Note
Qatari German Medical Devices
3Q2025/9M2025



Qatari German Medical Devices Co. (QGMD)

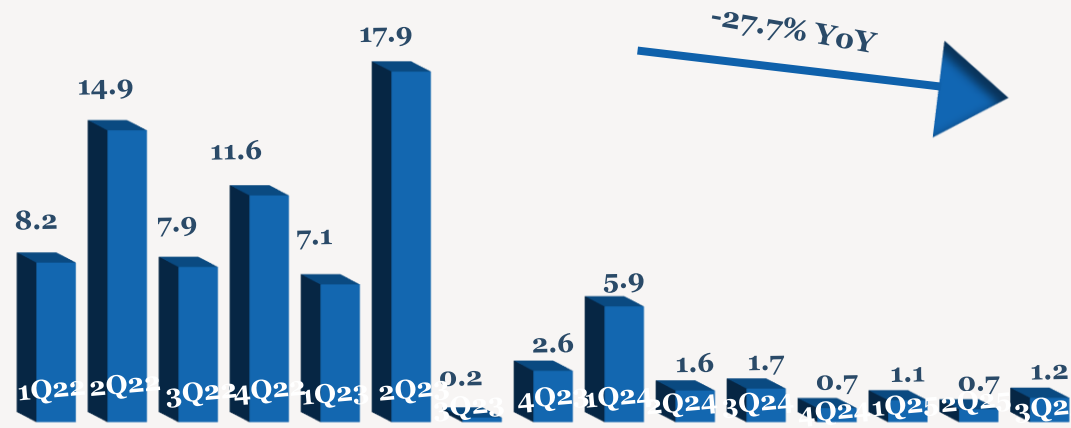
- > Net loss came to QR0.8mn in 3Q2025 as against the net loss of QR1.7mn in 3Q2024 and against the net profit of QR7.4mn in 2Q2025 due to lower expenses. For 9M2025 net profit came to QR5.0mn as against the net loss of QR0.8mn in 9M2024.
- > Total revenue came lower by 27.7% YoY (+90.0% QoQ) to QR1.2mn in 3Q2025. For 9M2025 revenue was down 67.4% to QR3.0mn.
- > Gross profit came at QR0.4mn in 3Q2025 as against the gross profit of QR0.5mn in 3Q2024 and against the gross profit of QR0.3mn in 2Q2025. For 9M2025 gross profit came to QR1.0mn as against QR5.3mn in 9M2024.
- > Operating profit came to QR0.5mn in 3Q2025 as compared to operating loss of QR1.5mn in 3Q2024, and against the operating profit of QR7.6mn in 2Q2025. For 9M2025 operating profit came to QR6.7mn as against the operating loss of QR0.1mn in 9M2024.
- > For 3Q2025, Loss per share came to QR0.007 vs. QR0.015 in 3Q2024. For 9M2025 EPS came at QR0.043 vs loss per share of QR0.007 in 9M2024.
- > As of 30th October 2025, the stock increased 18.2% YTD, outperforming the QSE Index, which was up by 3.6% YTD.

3Q/9M2025 Earnings Performance

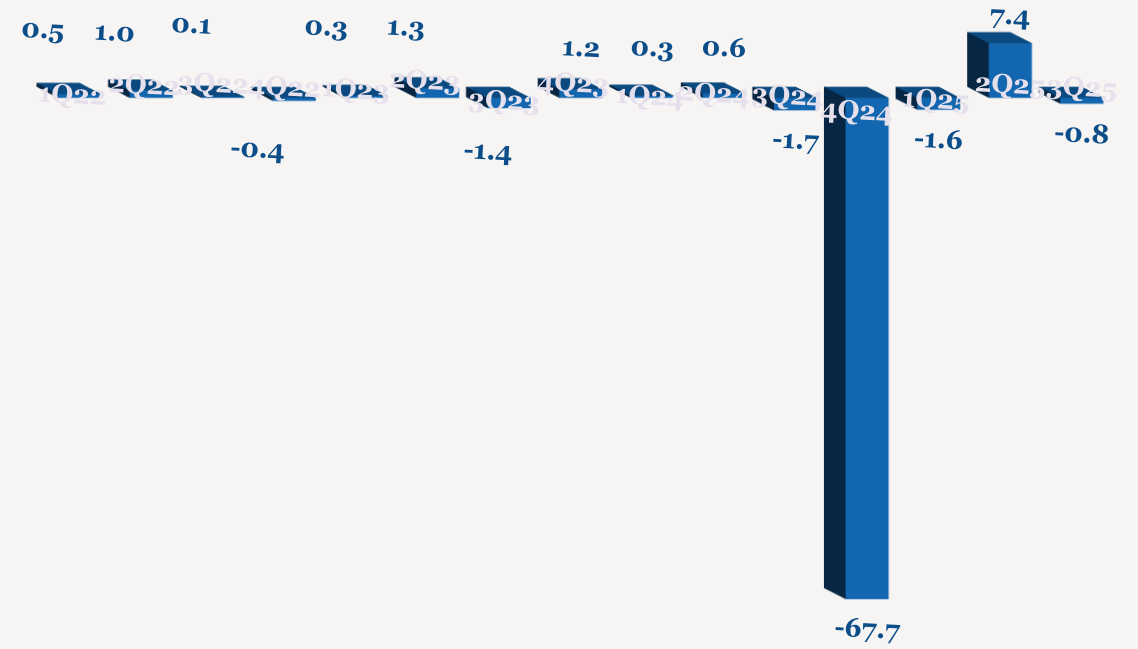
	3Q2025	3Q2024	YoY	2Q2025	QoQ	9M2025	9M2024	YoY
Total Revenue	1.2	1.7	-27.7%	0.7	90.0%	3.0	9.3	-67.4%
Gross Profit	0.4	0.5	-10.9%	0.3	44.8%	1.0	5.3	-81.7%
Gross Margin %	34.5%	28.0%		45.3%		32.0%	56.8%	
Operating Profit	0.5	-1.5	NM	7.6	-94.0%	6.7	-0.1	NM
Operating Margin %	36.9%	-86.0%		1167.1%		222.0%	-1.2%	
Net Profit to Equity	-0.8	-1.7	-NM	7.4	NM	5.0	-0.8	NM
Net Margin %	-63.8%	-98.0%		1126.5%		165.2%	-8.9%	
EPS (QR)	-0.007	-0.015	NM	0.064	NM	0.043	-0.007	NM

Note: Values are expressed in QR'mn unless explicitly stated

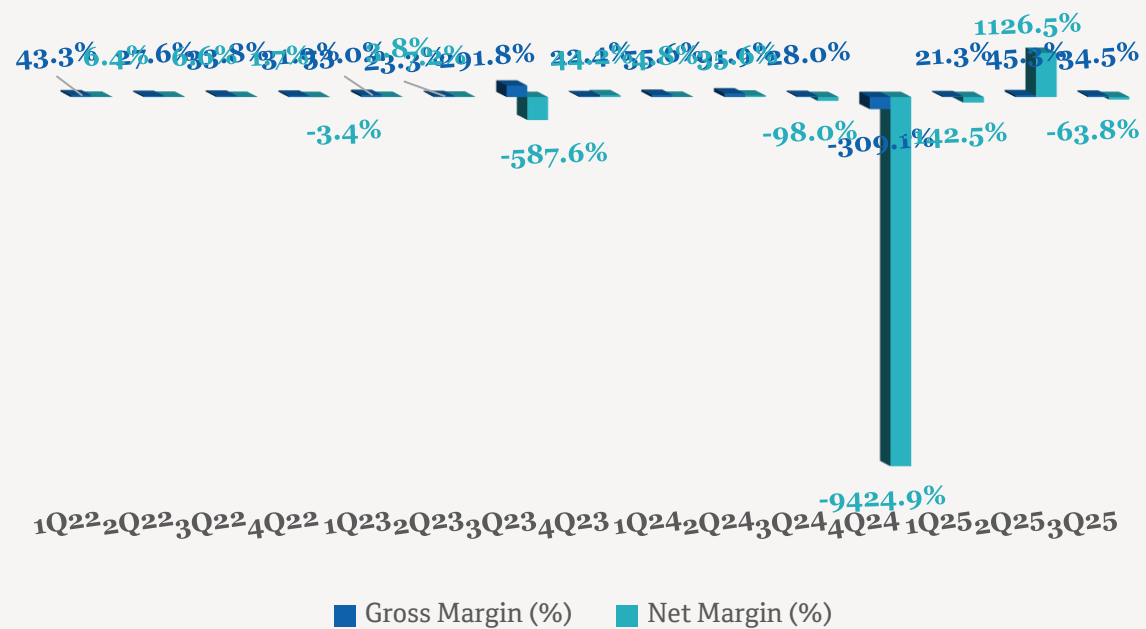
Quarterly Sales Trend (QRmn)



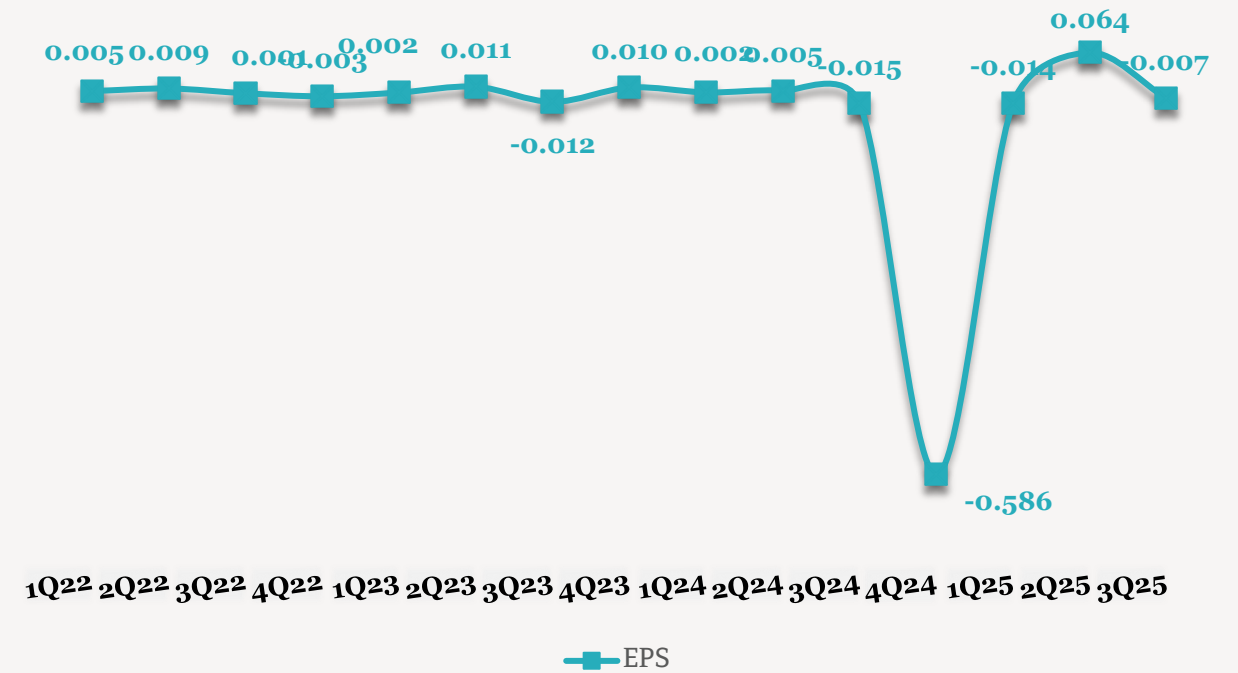
Quarterly Earnings Trend (QRmn)



Quarterly Margin Trend



EPS (QR) Trend



Contacts

QNB Financial Services Co. W.L.L.

Contact Center: (+974)4476 6666

info@qnbfs.com.qa

Doha, Qatar

Saugata Sarkar, CFA, CAIA

Head of Research

saugata.sarkar@qnbfs.com.qa

Shahan Keushgerian

Senior Research Analyst

shahan.keushgerian@qnbfs.com.qa

Phibion Makuwerere, CFA

Senior Research Analyst

phibion.makuwerere@qnbfs.com.qa

Dana Saif Al Sowaidi

Research Analyst

dana.alsowaidi@qnbfs.com.qa

Disclaimer and Copyright Notice: This publication has been prepared by QNB Financial Services Co. W.L.L. (“QNBFS”) a wholly-owned subsidiary of Qatar National Bank (Q.P.S.C.). QNBFS is regulated by the Qatar Financial Markets Authority and the Qatar Exchange. Qatar National Bank (Q.P.S.C.) is regulated by the Qatar Central Bank. This publication expresses the views and opinions of QNBFS at a given time only. It is not an offer, promotion or recommendation to buy or sell securities or other investments, nor is it intended to constitute legal, tax, accounting, or financial advice. QNBFS accepts no liability whatsoever for any direct or indirect losses arising from use of this report. Any investment decision should depend on the individual circumstances of the investor and be based on specifically engaged investment advice. We therefore strongly advise potential investors to seek independent professional advice before making any investment decision. Although the information in this report has been obtained from sources that QNBFS believes to be reliable, we have not independently verified such information and it may not be accurate or complete. QNBFS does not make any representations or warranties as to the accuracy and completeness of the information it may contain, and declines any liability in that respect. For reports dealing with Technical Analysis, expressed opinions and/or recommendations may be different or contrary to the opinions/recommendations of QNBFS Fundamental Research as a result of depending solely on the historical technical data (price and volume). QNBFS reserves the right to amend the views and opinions expressed in this publication at any time. It may also express viewpoints or make investment decisions that differ significantly from, or even contradict, the views and opinions included in this report. This report may not be reproduced in whole or in part without permission from QNBFS.

COPYRIGHT: No part of this document may be reproduced without the explicit written permission of QNBFS.